


WRO Football Appendix 1- Field Marking

Recommended Field Material - Outdoor Carpet



Short Fibre , Thickness 3-5 mm, EV3 reflected light reading 3 or above



Field Marking


- Lines can easily be marked using Flat Black Enamel from a spray can.
- Areas can be masked using tape or a laser cut template as shown below.
- Laser cut templates are advantageous for “touch up” during tournaments.
- It has been found that spray enamel dries quickly and is very durable over the duration of a tournament.

Line Spray Using Masking Tape





Lines should give an EV3 Reflected Light Reading of 0

Line Marking Using Spray Paint and Template



A template can be made from a single veneer of wood (shown) or thin ply wood. It can either be laser cut or cut using a sharp knife. The centre circle can also be cut into the template. Note the fillets to make the template more stable.



The template is moved forward by 2.5cm to spray fillet areas.